



SEAWELL **290cc**


www.seawellboats.com • 2025

SEAWELL
BOATS

SAFE TO BE BOLD

Comfortable & Robust

The **SeaWell 290CC** has great performance that exceeds all expectations. This highly versatile vessel features a spacious deck with numerous storage compartments, a generously proportioned head, flawlessly engineered hydrodynamic lines, and impeccable finishing. Meticulously designed to prioritize comfort, safety, and superior performance across diverse weather conditions.





WHY SEAWELL?

BUILT TO LAST

At Seawell, we take boat building to the next level with **double laser precision!** Our hulls are perfectly molded, **minimizing vibrations** and giving your boat an extended life.

Now, the only thing you need to worry about is planning epic fishing trips—**leave the boat worries to us!**

MADE BY FISHERMEN

We are committed to addressing your every fishing requirement with precision and expertise.

Our dedication ensures that your maritime experiences are not just met but surpassed. Trust us to enhance your fishing journey.

EXCELLENCY & SAFETY

More than a Shipyard, we're a fishing family prioritizing your safety out there on the water.

Our commitment to **continuous improvement means each boat we craft is better and safer.** Join us, and you'll experience the difference firsthand.



SEAWELL 290CC

TECHNICAL SPECIFICATIONS

<i>Length</i> 29'	<i>Beam</i> 9' 5"	<i>Draft</i> 2'	<i>Deadrise</i> 21.5°	<i>Head Headroom</i> 6' 3"
<i>Capacity</i> 10 day	<i>Fuel Tank</i> 145 gal	<i>Water Tank</i> 26 gal	<i>Dry Weight</i> 3747 lbs	

HULL CONSTRUCTION & COMPOSITION

Sandwich with Fiberglass and PVC Foam

- Fiberglass Chopped Strand Mat
- Fiberglass Double Bias
- Woven Fiberglass Cloth
- PVC Foam
- Superior Grade ISO NPG Gel Coats

SEAWELL 290CC

HEIGHT MEASUREMENTS

*These measurements may vary
according to the boat's weight.





HULL SHAPE

Engineered for navigating rough seas with safety, comfort, and not getting wet. With its deep-V hull design featuring inward lines, it ensures optimal performance


for slicing through waves, preventing water spray from reaching passengers. This design delivers an excellent balance of speed and fuel efficiency during voyages.



CENTER CONSOLE

In this center console setup, the SeaWell 290CC is an incredibly versatile vessel for fishing, diving, and leisurely cruises. You can utilize the entire deck of the boat, which features high gunwales from

bow to stern, enabling, for instance, a 360-degree fish fight around the center console. For leisurely outings, her bow transforms into a superbly upholstered and highly comfortable sun pad.









STANDARD FEATURES

STORAGE

- Central console with mold lining for perfect finish inside the bathroom,
- Acrylic windshield
- footrest, three storage compartments,
- Acrylic access door to the bathroom with internal and external stainless steel lock, sink cabinet and generously sized compartment with acrylic door and lock, lockable trash bin, two access doors for maintenance.
- Anchor box with cover, stainless steel shock absorber and launcher, 6-inch pulleys and cleats.
- U-shaped sofa in the bow with three self-draining boxes.
- Embedded circular buoy compartment.
- Two removable fish boxes on the cockpit floor (port and starboard).
- Two cup holders, one on the aft bench and one on the control panel.
- Storage compartment on the port side gunwale.
- Fishing rod holder compartment on the starboard side gunwale.
- Self-draining cooler on the bench in front of the central console.
- Floor hatch for access to the fuel tank filler and fuel sender.
- Aft bench with two compartments, one of which can be used as a live well.
- Aft compartment for maintenance and storage.
- Built-in compartment with acrylic door and lock for battery switch installation.
- Fuel tank compartment with anti-explosion system.
- Acrylic aft door with stainless steel lock.

HYDRAULICS

- Two shower outlets with covers (aft and bathroom).
- Manual toilet.
- Self-draining deck with drainage channels and two 2-inch stern drains.
- Self-draining aft boxes.
- Quick-connect pressurized pump connections with rigid hose.
- Freshwater system.
- One stainless steel sink with faucet in the bathroom.
- Three 1500 gph bilge pumps with automatic switches.
- 145.3 gal fuel tank (plastic) with filler neck and cap.
- 26 gal plastic water tank with filler neck and cap.
- 800 gph gray water drain box.
- Seven stainless steel drains (four in the bow box, one in the bathroom, two in the aft box).
- Two anti-return water outlets on the aft tray with Rieti siphon necks.
- Two stainless steel drain plugs (one in the hull and one in the fuel tank compartment).

HARDWARE

- Stainless steel steering wheel.
- Water faucet.
- Fuel faucet.
- One elliptical porthole.
- Six 8" cleats on the gunwales.
- One 6" cleat on the anchor box.
- Stainless steel anchor launcher with pulley.
- Stainless steel aft ladder.
- Five stainless steel shock absorbers (01 for anchor box lid, 02 for aft bench lid, and 02 for fish boxes lids).
- Two stainless steel bow handles (port and starboard).
- Stainless steel bathroom faucet.
- Four built-in rod holders distributed on the aft gunwales.
- Three vents (01 for water tank and 02 for fuel tanks).
- Five hull outlets: three 1-inch, two 2-inch, and one 3/4-inch.
- Two stainless steel U-bolts (one 1/2" and one 3/8").
- Stainless steel cover for anchor box water outlet.
- "L" shaped tray plate for the aft bench.
- One stainless steel aft handle.
- Stainless steel pilot seat structure.

UPHOLSTERY

- Aft bench with upholstered seat and backrest.
- Command bench with upholstered seat and backrest.
- Padded side backrest from stern to bow.
- Padded U-shaped bow sofa seat.
- Midship seat and backrest.

ELECTRICAL AND ACCESSORIES

- Compass.
- Horn.
- Hydraulic trim tabs.
- One sacrificial anode.
- One battery switch.
- Tinned wires.
- Circuit breaker.
- One overhead luminaire with switch in the bathroom.
- Seven courtesy lights.
- Port and starboard navigation lights.
- Masthead light.
- Anchor light.
- Ten-function button panel.
- Electrical panel with ten breakers.
- One USB outlet on the panel.
- Two Moura Boat batteries.

SEAWELL 290CC

BUILD YOUR SEAWELL

Choose your Colors, Engine, Navigation System and take
a peek at our upgrades **to elevate your experience on the
water to a whole new level.**

Fiberglass Hardtop with 4 Rod Holder on each side
Stainless-Steel Steering Wheel
8 Rod holders
6 Rod holders at aft seat
Spreader Lights (Aft/Bow)
Saltwater Washdown
4 Stainless-Steel Cup Holders
Holding Tank
1 Livewell
Lenco/Bennet Trim Tabs
Jabsco Electric Toilet
Fresh Water Washdown (Deck / Windlass)
3 Rule Bilge Pumps 2000 gph
Carrying cover
Aluminum 550L w/ Pressurized System
Fuel system and electronic fuel filter



BASE PRICE:

\$139,000

**WHITE
EAGLE**
THEME



BUILD YOUR SEAWELL
COLOR THEME

Not sure where to start?

Explore our pre-selected options to get you going.


**FREEDOM
CHASER**
THEME



**THE
UNSTOPPABLE**
THEME



**WAVE
ADDICT**
THEME



**THE
HOOK**
THEME



BUILD YOUR SEAWELL
**DESIGN YOUR
THEME**

Already have something in mind?
Start designing from scratch.

HULL SIDE	BLACK	NAVY	AQUA MARINE	GRAY	WHITE
BOOTSTRIPE	BLACK	GRAY	RED	WHITE	
HULL BOTTOM	BLACK	NAVY	AQUA MARINE	GRAY	WHITE



BUILD YOUR SEAWELL

ENGINE OPTIONS

Top-tier boats demand top-tier engines.
That's why we've curated the finest selection
for you to choose from, ensuring your vessel
operates at its peak potential.

\$72,500 Twin Mercury® 200hp V6
& Vessel View Screen

\$78,950 Twin Mercury® 225hp V6
& Vessel View Screen

\$90,000 Twin Mercury® 250hp DTS V8
& 7" Vessel View Screen

\$105,000 Twin Mercury® 250hp Verado V8,
Joystick Piloting & 7" Vessel View Screen

\$134,000 Twin Mercury® 300hp Verado V8,
Joystick Piloting & 7" Vessel View Screen



BUILD YOUR SEAWELL

NAVIGATION OPTIONS

Trust your navigation system as your second set of eyes on the water. Explore our premium selection tailored for cruising, fishing, or leisurely outings. Safety is our priority, ensuring you have peace of mind every time you're out there.

- \$3,450** GPS SIMRAD® Go7 (7")
- \$4,550** GPS SIMRAD® Go9 (9")
- \$7,350** GPS SIMRAD® NSS 10" EVO4 (10")
- \$7,500** GPS SIMRAD® NSS12 (12")
- \$8,345** GPS SIMRAD® NSX15 Ultrawide (15")
- \$8,450** GPS SIMRAD® NSS16 (16")
- \$5,500** GPS GARMIN® 9"
- \$9,250** GPS GARMIN® 12"
- \$6,750** SIMRAD® Radar HALO20+
- \$1,295** SIMRAD® VHF Radio W/ Antenna

BUILD YOUR SEAWELL

UPGRADES

OPTIONALS

\$12,500	Bow Thrusters
\$1,370	2 x Fish Box - Insulated and thermal (50 gal / 200 liter)
\$4,250	Electric Windlass Italwinch 700W w/ Anchor Kit
\$4,500	Battery Charger System w/ Shore Power System
\$5,500	EVA Flooring
\$950	Marine Light Bar
\$1,895	Underwater Lights (Pair)
\$1,200	LED Neon Lights (Blue)
\$5,500	Snap-On Canvas Boat Cover
\$4,500	Set Of Seat Covers
\$4,500	Side Door / Dive Door

STABILIZER

\$37,500	Quick Gyro® MC² X5 - Antiroll Stabilizer
\$47,500	Quick Gyro® MC² X7 - Antiroll Stabilizer

AUDIO SYSTEM

\$5,950	FUSION® Marine Stereo, Amplifier & 8 Marine Speakers
\$7,500	JL AUDIO® KIT 1 - Media Master + 6 Speakers + AMP
\$9,950	JL AUDIO® KIT 2 - Media Master + 8 Speakers + AMP + Subwoofer

ACCESSORIES

\$4,500	TACO™ GS-280 Outrigger Kit
----------------	----------------------------



GET IN TOUCH

to visit us or learn about all
the customization options
available.



www.seawellboats.com



sales@seawellboats.com



+1 (305) 452-0002



+1 (954) 355-9204



1915 SW 21st Ave, Fort Lauderdale,
FL 33312, United States

